

DIVERSITY DATA

TPP Registered Candidates

TPP - Real people creating opportunity and inclusion for all.


TPP Recruitment is committed to improving diversity within our organisation, that of the recruitment industry and the sectors we serve. To make progress with this ambition, we need to monitor this data and continually looks for ways to attract, develop and retain talent.

TPP understands the complexity of intersectionality and embraces the extraordinary diversity this can bring to all organisations. TPP is committed to working in partnership with our clients to ensure we understand and support their ED&I goals throughout the recruitment process from role design, advertising, shortlisting, interviews, offer and onboarding. Inclusion and diversity cultivates an environment of innovation and creativity, where candidates are typically happier and more loyal employees which is imperative when looking at attraction and retention strategies.

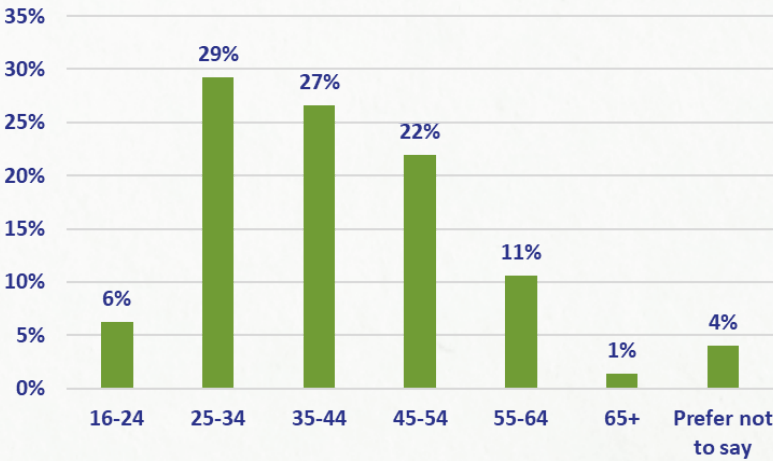
Survey completed by TPP's registered candidates between January - December 2023.
TPP monitor data on all protected characteristics.

HOW DO YOU IDENTIFY YOUR GENDER?

- Female - 68%
- Male - 31%
- Prefer not to say - 1%
- I prefer to use my own term - 0%



WHAT AGE GROUP DO YOU BELONG TO?

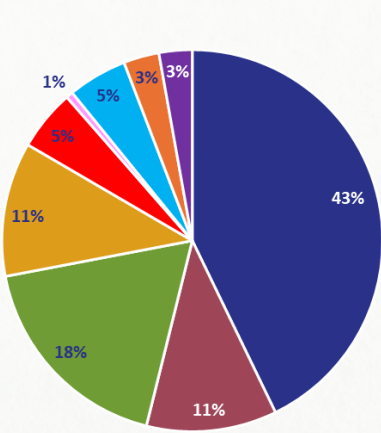


DO YOU CONSIDER YOURSELF TO HAVE A DISABILITY OR LONG-TERM HEALTH CONDITION?



- Yes - 11%
- No - 84%
- I don't know - 1%
- Prefer not to say - 4%

HOW WOULD YOU DESCRIBE YOUR ETHNIC ORIGIN?



- White (English, Welsh, Scottish, Northern Irish, British)
- White (Other)
- Asian (Bangladeshi, Indian, Pakistani, Chinese, Other)
- Black (African)
- Black (Caribbean)
- Black (Other)
- Mixed (White & Asian, White & Black African, White & Black Caribbean, Other)
- Prefer not to say
- Any Other (please specify)

Due to the high number of categories, these have been grouped for illustrative purposes only.

For further information on our registered candidate population data contact info@tpp.co.uk.